

**Welcome to the
Web Conference**

**Understanding the Differences between
National Sexual Violence and Intimate Partner
Violence Surveys**

We will start soon

 A Project of 

 A Project of 

www.PreventConnect.org

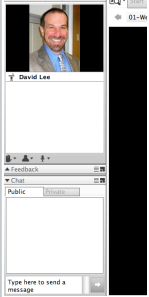
- Online Community
- Web Conferences, Reading Clubs
- Wiki, Podcasts, eLearning
- Twitter @preventconnect
- Blog <http://calcasa.org>
- Facebook
- Prevent-Connect Email Group (listserv)

888-922-5227
916-446-2520
TTY: 916-446-8802
David S. Lee,
david@calcasa.org
Chad Sniffen,
chad@calcasa.org



 A Project of 

How to use this technology



- Raise Hand
- Q&A
- Text Chat
- PowerPoint Slides
- Phone

➤ Please send a private chat message for help
➤ Call iLinc Technical Support at (800) 799-4510
➤ Call CALCASA at (888) 922-5227 ext. 315

 A Project of 

2011 Web Conferences Building Prevention Leadership

- **Advancing a Critical Analysis: Incorporating consciousness in prevention efforts**
- **Cultivating Community Driven Social Change**
- **Using Data to Make the Case for Prevention** Guest: Berkeley Media Studies Group (July 25; repeated July 26, 2011)
- **Promoting a Diverse Leadership** (August 30; repeated August 31, 2011)
- **Measuring and Communicating Effectiveness** (September 27, repeated September 28, 2011)

PreventConnect.org A PROJECT OF CALCASA

2011 Web Conferences From Data to Prevention

- **Understanding the Differences between National Sexual Violence and Intimate Partner Violence Surveys.** Michele Lynberg Black, CDC (May 25, repeat May 26, 2011)
- **Framing Sexual and Domestic Violence Prevention Impact From a Cost-Effectiveness Perspective** Transforming Communities (June 8, 2011)
- **Using Data to Make the Case for Prevention**, Prevention Institute with Berkeley Media Studies Group (July 25; repeat July 26, 2011)
- **Framing Primary Prevention Messages Using Data;** CDC and Fenton (September 20; repeat September 21, 2011)

PreventConnect.org A PROJECT OF CALCASA

PreventConnect

- Domestic violence /Intimate partner violence
- Sexual violence
- Violence across the life-span
- Prevent before violence starts
- Connect to other forms of violence & oppression

PreventConnect is a national project of the California Coalition Against Sexual Assault sponsored by U.S. Centers for Disease Control and Prevention. The views and information provided in this web conferences do not necessarily represent the official views of the U.S. government, CDC, or CALCASA.

PreventConnect.org A PROJECT OF CALCASA

Understanding the Differences between National Sexual Violence and Intimate Partner Violence Surveys

Discussion lead by:
Michele C. (Lynberg) Black, PhD MPH
Centers for Disease Control & Prevention
National Center for Injury Prevention and Control
Division of Violence Prevention

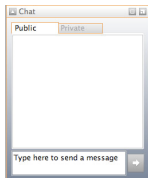


May 25th & May 26th, 2011
11:00AM -12:00 PT; 2:00-3:00 PM ET

PreventConnect.org

Why Do We Need Data?

Describe why data about sexual violence, intimate partner violence and stalking is important



Use chat to answer

PreventConnect.org

Intimate Partner Violence (IPV) Sexual Violence (SV) and Stalking


- Major public health issues
- Long-term serious health consequences
- Significant social and public health costs





PreventConnect.org

Gathering Data

- Gathering information from existing records
 - Medical records
 - Emergency rooms
 - Hospital admissions
 - Crime reports
 - Death Certificates
- Collecting new information
 - Interviews
 - Self reports





A PROJECT OF


Public Health Surveillance

The systematic and ongoing collection, analysis, interpretation, and dissemination of data to guide public health action.


Surveillance


- Data Collection
- Analysis
- Interpretation
- Dissemination


➔

Public Health Action

- Priority Setting
- Planning, policies and programs
- Evaluation of intervention and prevention efforts








A PROJECT OF


IPV, SV, and Stalking Surveillance Gaps

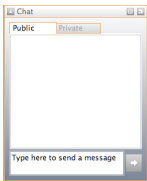
- Standardized approach
- Uniform definitions and survey methods
- Monitor trends
- Need state data
- Need detail to understand context, severity, and consequences





A PROJECT OF


Sources of Data




What are some sources of data about sexual violence, intimate partner violence and stalking?

Use chat to answer

PreventConnect.org A PROJECT OF CALKASA

National Surveys on IPV and SV

- Uniform Crime Report
- Youth Risk Behavior Survey
- Behavioral Risk Factor Surveillance System
- National Crime Victimization Survey
- National Violence Against Women Survey



PreventConnect.org A PROJECT OF CALKASA

VAWnet.org
National Online Resource Center on Violence Against Women

NISVS Resource Page (2011)
www.VAWnet.org/research/NISVS

Data Sets
www.VAWnet.org/research/data-sets

- *Data Sets on & Related to Violence Against Women* (2006)
- *National Data Sets on Violence Against Women* (2001)

Use of Data
www.VAWnet.org/research/use-of-data

- *Understanding National Rape Statistics* (2009)
- *Evaluating Violence Against Women Research Reports* (2002)
- *General Domestic Violence Statistics Packet: Using Statistics and Evaluating Research* (2002)



Resources

PreventConnect.org A PROJECT OF CALKASA

Youth Risk Behavior Survey Physical Dating Violence

- May 2006 MMWR
- Physical Dating Violence Among H.S. Students
- Based on one question:

“During the past 12 months, did your boyfriend or girlfriend ever hit, slap, or physically hurt you on purpose?”

- 8.9% of males answered “yes”
- 8.8% of females said “yes”



Value of State-Level Data: Examples from the Youth Risk Behavior Survey

- Created awareness of adolescent risk behaviors within states
- Informed local staff development and training programs
- Used to set and monitor program goals at the state level
- Applied in health education programs
- Supported health-related legislation
- Justified funding for state-level initiatives

See: Sussman MP, Jones SE, Wilson TW, Kann L. The youth risk behavior surveillance system: updating policy and program application. *Journal of School Health* 2002;72(1):13-17



Behavioral Risk Factor Surveillance System SV and IPV Optional Modules

- DVP supported both modules 2005, 2006, 2007
 - Intimate Partner Violence Module
 - 6 Questions total
 - Respondents asked maximum of 4 or 5
 - Sexual Violence Module
 - 7 Questions total
 - Respondents asked maximum of 5 or 6



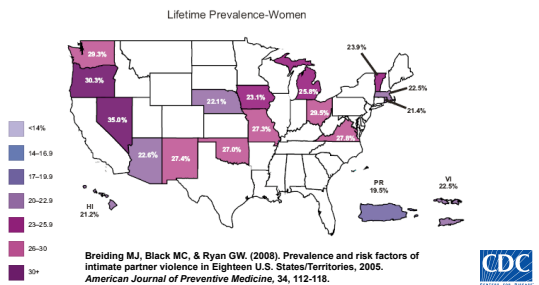
2005, 2006, and 2007 BRFSS Optional IPV Module

Lifetime:

- Physical Violence
 - Threatened (“...to hit slap, push, kick...”)
 - Attempted (“tried to.....but were not able to”)
 - Completed (“hit, slapped, pushed, kicked...”)
- Sexual Violence
 - Non-consensual sex (“putting things into your vagina, anus, mouth....after you said or showed that you didn’t want to”)
- 12-Month:
 - Completed physical violence or non-consensual sex
 - IPV-related injury
 - Relationship to perpetrator



Lifetime Prevalence of Physical or Sexual IPV Among Women, 2005 BRFSS

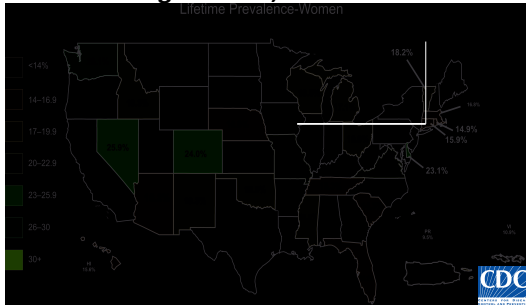


2005, 2006, and 2007 BRFSS Optional SV Module

- Past 12 Months:
 - Unwanted sexual touch
 - Non-contact sexual abuse (e.g., verbal harassment, exhibitionism, peeping tom)
 - Non-consensual sex
 - Attempted non-consensual sex
- Lifetime:
 - Non-consensual sex
 - Attempted non-consensual sex



Lifetime Prevalence of Sexual Violence Among Women, 2005 BRFSS

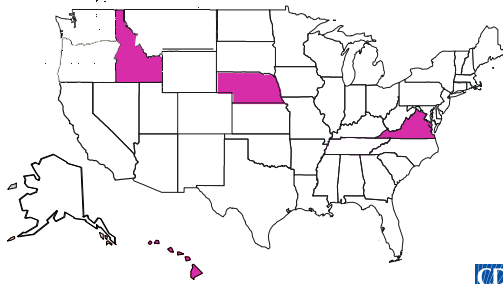


Usefulness of BRFSS IPV and SV Data

- Demonstrated that IPV and SV are major public health issues
- Demonstrated that rates vary between states
- Linked IPV and SV with long-term and serious health consequences
- Provided information regarding the significant social and public health costs of IPV and SV



States with Three Consecutive Years of BRFSS Data on IPV and / or SV (2005 - 2007)



BRFSS IPV and SV Modules

Limitations and Implications for Surveillance

Why Did CDC Change Directions?

- Length of optional modules
- Placement of optional modules
- Many states with no data
- No national data
- Extremely limited capacity to monitor trends
- Competing priorities and political realities
- Variation in data quality
- Conducting interviews requires specialized training
- Cost to benefit ratio



National Crime Victimization Survey

- People often don't think of incidents committed by someone they know. (Other than any incidents already mentioned,) did you have something stolen from you OR were you attacked or threatened by
 - (a) Someone at work or school
 - (b) A neighbor or friend
 - (c) A relative or family member
 - (d) Someone else you met or know?

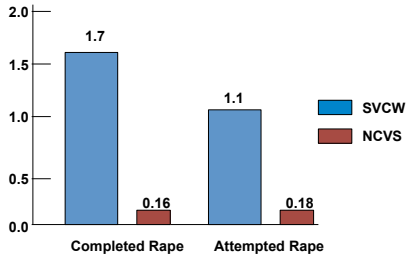


National Crime Victimization Survey

- Incidents involving forced or unwanted sexual acts are often difficult to talk about. (Other than any incidents already mentioned,) have you been forced or coerced to engage in unwanted sexual activity by
 - (a) Someone you didn't know before
 - (b) A casual acquaintance
 - (c) Someone you know well?



The Impact of Screeners and Behaviorally Specific Questions on Rape Prevalence Estimates



Adapted from Fisher, Cullen, and Turner: The Sexual Victimization of College Women Research Report, 2000 Available at: <http://www.ncjrs.gov/pdffiles1/nij/182369.pdf>



PreventConnect.org

A PROJECT OF CALLESA

National Violence Against Women Survey (NVAWS)

- National random digit dial telephone survey
- Interviews conducted in 1995 and 1996
- Public safety context
- 8,000 women and 8,000 men
- Prevalence, incidence and consequences
- Involvement in criminal justice system
- Lost productivity due to IPV
- National estimates of injuries due to IPV and associated health care costs



PreventConnect.org

A PROJECT OF CALLESA

National Intimate Partner Sexual Violence Survey (NISVS) Goals

- To provide an ongoing source of data for monitoring the magnitude and characteristics of IPV, SV, and stalking in the U.S.
- To increase our understanding of the nature, context, severity, and consequences of violence against females and males in the U.S.
- To provide data to monitor IPV, SV, and stalking at the state & national level



PreventConnect.org

A PROJECT OF CALLESA

How does NISVS differ from other IPV, SV, or stalking surveys?

Previous surveys have:

- have primarily been conducted within the crime and/or public safety context (NCVS) or
- have been conducted more than 15 years ago (NVAWS)
- covered selected populations – (e.g., schools, colleges, individual states)
- included a small number of questions (YRBS, BRFSS)
- not gathered national and state-level data at the same time

In 2011, for the first time ever – both state level data and comparable national data will be available



Topic	NCVS Unreported crimes	NISVS Behaviors
Method	Initial interview - in-person, ALL household members ≥12; followed by phone interviews	Telephone survey – 1 household member ≥18
Person Referenced	Offender	Romantic or sexual partner
Time period	Past 6 months – repeated interviews over a 3 year period	Lifetime and past 12 months gathered during one interview,
Sexual violence	1 gate question: rape, attempted rape, or other sexual attack 2 incident questions: unwanted sexual contact, with and without force	21 behaviorally specific questions: unwanted or uninvited sexual situations, without consent
Physical violence	1 question – Were you attacked, threatened or did you have something stolen from you during past 6 months?	12 behaviorally specific experiences
Follow-ups	Incident Report: where incident happened, evidence,	Context regarding meaning, motives, impact of the experiences reported by single perpetrator



NISVS Survey Design:

Underlying Meaning, Motives and Context of Violence

- Behaviors linked to individual perpetrators
- Demographic and relationship information for individual perpetrators
- Patterns of violence
 - Forms of violence experienced
 - Duration
 - Frequency (12 month, lifetime)
- Impact of violence committed by individual perpetrators



NISVS Methods

- Ongoing surveillance
- Dual frame – landline and cell phone
- Advance letters and incentive
- Non-response follow-up
- Interview length
 - Average length: 31 minutes
 - For most participants: 25 minutes
- Violence across the lifespan
 - Past 12 months, lifetime
 - Dating violence
 - Violence among elders



NISVS: Methods Used to Maximize Disclosure

- Telephone survey
- Health (vs. crime) context
- Advance letters
- Highly trained female interviewers comfortable with topic
- Emphasis on confidentiality and respect for participants
- Measures to insure respondent safety
- Graduated informed consent
- Multiple behaviorally specific questions with multiple “gate” questions
- Distress protocols



Telephone Surveys About Violence

- Concerns have been raised regarding the appropriateness of asking about violence victimization in telephone interviews
- The concerns are that respondents may be
 - unwilling to answer questions about violence
 - upset because of questions
 - afraid that someone would overhear and harm them



Respondent Reactions Evaluated in Two Large RDD Surveys

- 2nd Injury Control and Risk Survey ICARIS-2: 9,684 interviews
- BRFSS Optional IPV and SV Modules Pilot: 7,698 interviews

Following the violence questions were 3 identical questions:

- Do you think a survey like this should or should not ask these questions about violence?
- Did my asking you any of these questions make you feel upset because the questions reminded you of a past victimization experience?
- Did my asking you any of these questions make you feel afraid that someone might hear your answer and hurt you in any way?

Black et al., Telephone survey respondents' reactions to questions regarding interpersonal violence. *Violence and Victims* 2006, 21(4): 445-459.



Respondent Reactions

- 5.2% - 25.9% of victims reported being upset
- 1.4% and 4.3% of victims reported being afraid
- Even respondents who reported being upset or afraid thought such questions about violence should be asked
 - ICARIS-2 96.4%
 - SIPV 89.1%
- This response was not significantly affected by
 - whether or not the respondent was a victim
 - type(s) of violence experienced
 - recency of victimization
 - whether or not the perpetrator was an intimate partner
 - victim's gender



Respondent Reactions

- Both studies consistently demonstrated that the vast majority of respondents
 - believe that a telephone survey should ask questions about interpersonal violence
 - are willing to answer such questions during a telephone interview
 - are not upset or afraid as a result of being asked about their experiences with violence
- Even the relatively few respondents who were upset or afraid thought such questions should be asked
- Our findings provide important information for researchers and offer some assurance to those concerned with the ethical collection of data on violence victimization



The Ethics of Asking and Not Asking About Abuse

“For various reasons, researchers tend to overemphasize survivors’ vulnerability and largely ignore the costs of *not* asking about abuse. Consequently, the possibility exists that the social factors that keep so many people silent about abuse play out in research institutions and review boards. Asking about abuse is necessary to hold abusers accountable, to assist victims, and for scientific discovery.”

“Research Participants Telling the Truth About Their Lives”
American Psychologist April 2006,
Kathryn Becker-Blease and Jennifer Freedy



Reasons That Both Victimization and Perpetration Are Not Included in NISVS

- The NISVS pilot survey demonstrated differential underreporting of perpetration
- Results in serious bias
 - By sex of perpetrator
 - By type of violence
 - By level of social acceptability
- Women are more reliable reporters of perpetration
 - Their reported perpetration is similar to men’s reported victimization
 - They report even more perpetration than men report experiencing
- Men are less reliable reporters of perpetration
 - In all cases, men report substantially less perpetration than women report experiencing
 - As violence “worsens” underreporting increases markedly
- The violence as experienced by the victim is most relevant
- Biased reporting affects data validity



State-Level Estimates For Females

- To be reportable, estimates must be statistically stable and reliable
- Stable and reliable national estimates on lifetime and 12 month IPV, SV, and stalking in first year
- For most states, “top line” estimates are likely to be reportable in the first year for females
 - Overall Lifetime IPV – (PV, SV, and stalking combined)
 - Lifetime Rape and SV other than rape - a small number of states will have unstable rates
 - Lifetime Stalking - a small number of states will have unstable rates
- Some states with smaller populations may require pooling across 2 years of data collection



State-Level Estimates For Males

- For most states, state-level data for males will require pooling across multiple years before sufficient sample sizes are accrued to provide stable, reportable estimates
- For some states, overall lifetime IPV may be reportable in the first year for males
- Stalking and SV (in particular) among males will not be reportable in most states for several years
- This is due to lower prevalence rates among men, in general



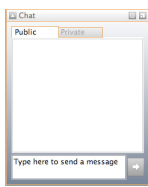
State Differences in Prevalence of IPV, SV, and Stalking

- There **are** going to be differences between states
But they are *differences, not deficits!*
- There are no “good” states or “bad” states
- Many factors (known and unknown) can influence prevalence – for example
 - differences in population demographics (e.g., age distribution, social determinants)
 - external stressors (e.g., economic downturn, job loss, poverty, widespread environmental disaster)
 - cultural differences in reporting and/or beliefs within sub-populations



Context for Data

What information about sexual violence and intimate partner violence would provide context for understanding the data?



Use chat to answer

NISVS Content


Intimate partner and dating violence


- Physical aggression (11)
- Expressive psychological aggression (5)
- Coercive control and entrapment (11)
- Sexual violence (below)
- Stalking (7)


Sexual violence by any perpetrator

- Child sexual abuse
- Unwanted sexual situations
- Unwanted sexual touch (4)
- Coercive sex (3)
- Rape and attempted rape (5)
- Alcohol or drug facilitated rape (3)

Stalking by any perpetrator (7)






A PROJECT OF



49


NISVS Questionnaire: Coercive Control and Entrapment (11 items)

How many of your romantic or sexual partners have ever...

- Tried to keep you from seeing or talking to your family or friends?
- Made decisions for you that should have been yours to make, such as the clothes you wear, things you eat or the friends you have?
- Kept track of you by demanding to know where you were and what you were doing?
- Threatened to hurt him/herself or commit suicide when he/she was upset with you?
- Threatened to hurt a pet or threatened to take a pet away from you?






A PROJECT OF



50


NISVS Questionnaire: Coercive Control and Entrapment (cont.)

How many of your romantic partners have ever...

- Threatened to hurt someone you love?
- Threatened to take your children away from you?
- Kept you from leaving the house when you wanted to go?
- Kept you from having money for your own use?
- Destroyed something that was important to you?
- Said things like "If I can't have you then no one can"?





A PROJECT OF


51

2010 NISVS 1st Year of Data Collection Completed

- 21,842 interviews completed in English and Spanish
 - 16,191 men and women from U.S. population
 - 2,807 American Indian/Alaska Native targeted sample
 - 2,844 military interviews
 - 1,432 active duty females
 - 1,412 wives of active duty males
- 2011 data collection underway
 - 5,100 interviews completed as of May 18, 2011



NISVS Current Efforts: 2010 Data Analysis

- Quality Assurance/Quality Control of a very complex data set
~ 27,000 variables
- Data analysis and design of initial reports
- National Full Report on IPV, SV, and Stalking
 - Methods
 - Sections: SV, Stalking, IPV, Minors, Sexual Minorities
 - "Top Line" state level data where reportable stable estimates allow
- Future years
 - Pooling data will allow more detailed individual state reports including state level data for selected outcomes
 - Topic specific reports (e.g., stalking, rape)

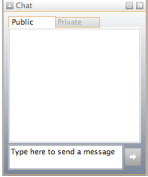


Future Access to NISVS Data for Researchers

- Data archiving— process to begin in 2012
- Confidentiality issues paramount
- Having data at the state level significantly increases the risk for potential identification of participants
- Data use and procedures under development
- Multiple levels of data access will be put in place (e.g., restricted access, review committees, on-site data use)
- Development of user friendly information resources (e.g., WISQARS)



Other Sources of Data

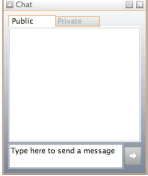


How can we use other sources of data about sexual violence, intimate partner violence and stalking to compliment NISVS?

Use chat to answer

PreventConnect.org A PROJECT OF CALLEASA

Data to Prevention




How does this data help sexual violence, intimate partner violence and stalking prevention?

Use chat to answer

PreventConnect.org A PROJECT OF CALLEASA

Use of NISVS Data for Practitioners

- For most states, data included in the 2011 report will be the first ever available state-level data on the prevalence of IPV, SV, and stalking
- States will also have an estimate of the number of female and (in some cases) male residents currently living in within the state who have been affected by these outcomes
- Such data will have immeasurable value in bringing attention to this pervasive public health problem
- State data will inform prevention and intervention efforts, priority setting, planning, policy and program development, and public health action



PreventConnect.org A PROJECT OF CALLEASA

2011 Report Under Development

- National-level lifetime and 12 month SV
 - Rape, sexual coercion, unwanted sexual touch and non-touch
- National-level lifetime and 12 month Stalking
- National-level lifetime and 12 month IPV
- Sexual minorities
- Minors
- State data – “top line” items



NISVS Data Launch: October 2011

- Large, multifaceted communications campaign currently being developed
- High profile press conferences with involvement of high level CDC leadership
- Anticipate a great deal of interest in this long awaited data




NISVS Data Launch: October 2011


- Coordinated outreach through multiple coalitions and partners
- Webinars
 - CDC state-level grantees – DELTA, RPE
 - National Sexual Violence Resource Center (NSVRC)
- PreventConnect




Contact Information

Michele Lynberg Black, PhD MPH
Senior Epidemiologist
NISVSinfo@cdc.gov
770-488-4406



 A PROJECT OF
CALCASA


Additional Information


 A PROJECT OF
CALCASA

NISVS Questionnaire :
Physical Aggression (11 items)

How many of your romantic or sexual partners have ever...

- Made threats to physically harm you?
- Slapped you?
- Pushed or shoved you?
- Hit you with a fist or something hard?
- Kicked you?
- Hurt you by pulling your hair?
- Slammed you against something hard?
- Tried to hurt you by choking or suffocating you?
- Beaten you?
- Burned you on purpose?
- Used a knife or gun on you?





 A PROJECT OF
CALCASA 63

**NISVS Questionnaire:
Coercive Control and Entrapment (11 items)**

How many of your romantic or sexual partners have ever...

- Tried to keep you from seeing or talking to your family or friends?
- Made decisions for you that should have been yours to make, such as the clothes you wear, things you eat or the friends you have?
- Kept track of you by demanding to know where you were and what you were doing?
- Threatened to hurt him/herself or commit suicide when he/she was upset with you?
- Threatened to hurt a pet or threatened to take a pet away from you?





 A PROJECT OF CALSABA 64

**NISVS Questionnaire:
Coercive Control and Entrapment (cont.)**

How many of your romantic or sexual partners have ever...

- Threatened to hurt someone you love?
- Threatened to take your children away from you?
- Kept you from leaving the house when you wanted to go?
- Kept you from having money for your own use?
- Destroyed something that was important to you?
- Said things like "If I can't have you then no one can"?





 A PROJECT OF CALSABA 65

**NISVS Questionnaire:
Stalking (7 items)**

How many of your romantic or sexual partners have ever...

- Watched or following you from a distance, or spied on you with a listening device, camera or GPS?
- Approached you or showed up in places such as your home, workplace or school when you didn't want them to be there?
- Left strange or potentially threatening items for you to find?
- Sneaked into your home or car and did things to scare you by letting you know they had been there?
- Made unwanted phone calls or left you messages? This includes hang ups, text, or voice messages.
- Sent unwanted emails, instant messages, or sent messages through websites like MySpace or Facebook?
- Left you cards, letters, flowers or presents when they knew you didn't want them?



 A PROJECT OF CALSABA 66


Definition of Stalking:



The victim must have experienced

A. multiple harassing or threatening behaviors
or
a single harassing or threatening behavior multiple times
by the same perpetrator,

and

B. the victim reported having felt very fearful or believed they
or someone close to them would be harmed or killed as a
result of the perpetrator's behavior






  **67**

**NISVS Questionnaire :
Sexual Violence**

Sexual violence by anyone

- Child sexual abuse
- Unwanted sexual situations
- Unwanted sexual touch
- Coercive sex
- Rape and attempted rape
- Alcohol or drug facilitated
- Being made to penetrate someone else






  **68**

**NISVS Questionnaire :
Non-touch and Touch SV (6 items)**

How many people have ever...

- Exposed their sexual body parts to you, flashed you, or
masturbated in front of you?
- Made you show your sexual body parts to them?
- Made you look at or participate in sexual photos or movies?
- Harassed you while you were in a public place in a way that
made you feel unsafe?
- Kissed you in a sexual way? (Remember, we are only asking
about things that you did not want to happen.)
- Fondled or grabbed your sexual body parts?



  **69**

**NISVS Questionnaire :
Coerced Sex (3 questions)**

How many people have you had vaginal, anal, or oral sex with after they pressured you by ...

- Doing things like telling you lies, making promises about the future they knew were untrue, threatening to end your relationship, or threatening to spread rumors about you?
- Wearing you down by repeatedly asking for sex, or showing you they were unhappy?
- Using their influence or authority over you, for example, your boss or your teacher?



**NISVS Questionnaire :
Rape and Attempted Rape (5 questions)**

How many people have used physical force or threats of physical harm to make you ...

- Have vaginal sex?
- Receive anal sex?
- Make you perform oral sex?
- Put their fingers or an object in your vagina or anus?
- Try to make you have vaginal, oral, or anal sex with you but sex did not happen?



**NISVS Questionnaire:
Drug or Alcohol Facilitated Nonconsensual Sex
(3 questions)**

When you were drunk, high, drugged, or passed out and unable to consent, how many people have ever had...

- vaginal sex with you? (By vaginal sex we mean...)
- Made you receive anal sex?
- Made you perform oral sex?



NISVS Questionnaire : Additional Information

Follow-up questions linked to specific perpetrator

- Frequency (12 month, lifetime)
- Severity
- Patterns of violence
- Impact of violence
 - Concern for safety
 - Fear
 - Interference with social network
 - Physical and mental health
 - Economic (days of work/school missed)
 - Injuries
 - Reproductive health



NISVS Questionnaire : Need, Access and Use of Services

- Did you ever need any of the following because of {fill:initials}'s actions? (Y/N for each)
 - Medical care?
 - Housing services?
 - Community services?
 - Victim's advocate services?
 - Legal services?
- Were you able to get the services you needed?
- Which services were you not able to get?
- Why were you not able to get the assistance that you needed? [record verbatim]



NISVS Questionnaire : Disclosure

Have you ever talked to any of the following about what {fill:initials}'s did? (Y/N for each)

- The police?
- A doctor or nurse?
- A psychologist or counselor?
- A crisis hotline operator?
- A friend?
- A family member?
- A romantic or sexual partner?
- Anyone else? (specify)

When you spoke to {fill}, how helpful was it to you?